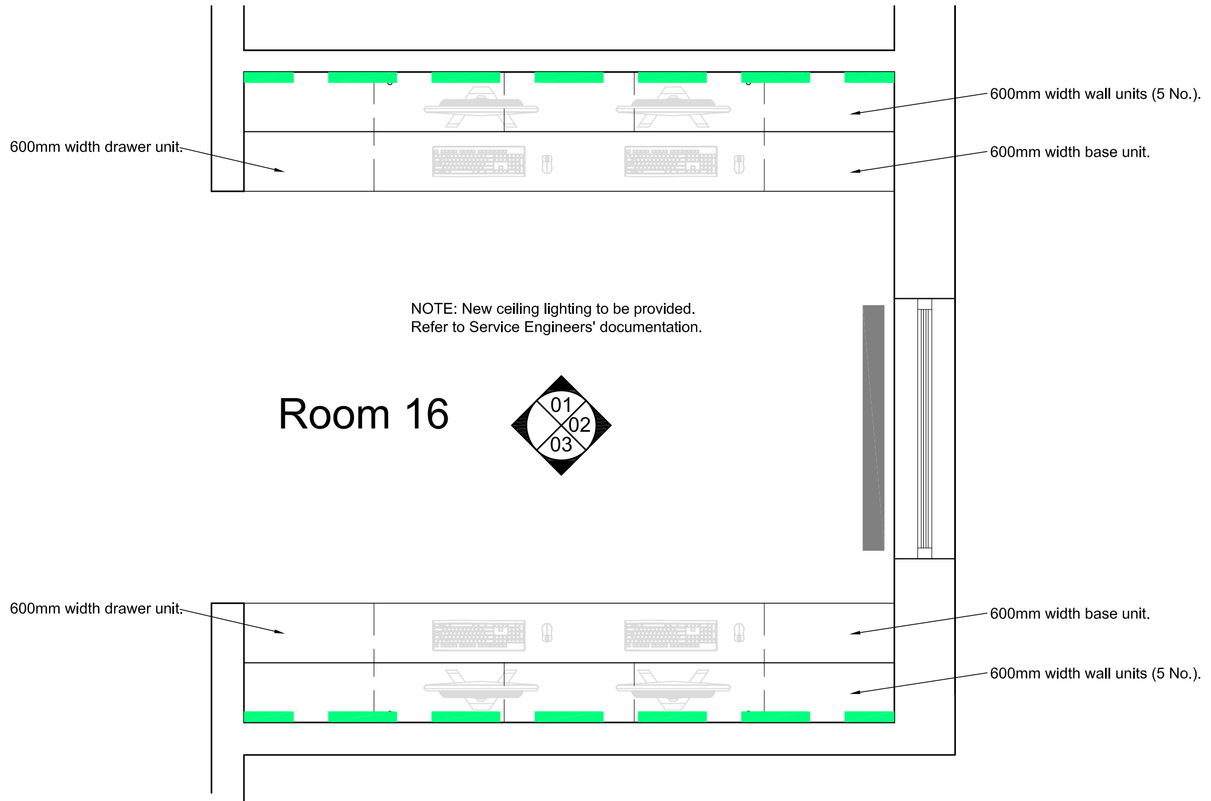

Proposed Nurses Station (Room 16) Layout
1:20

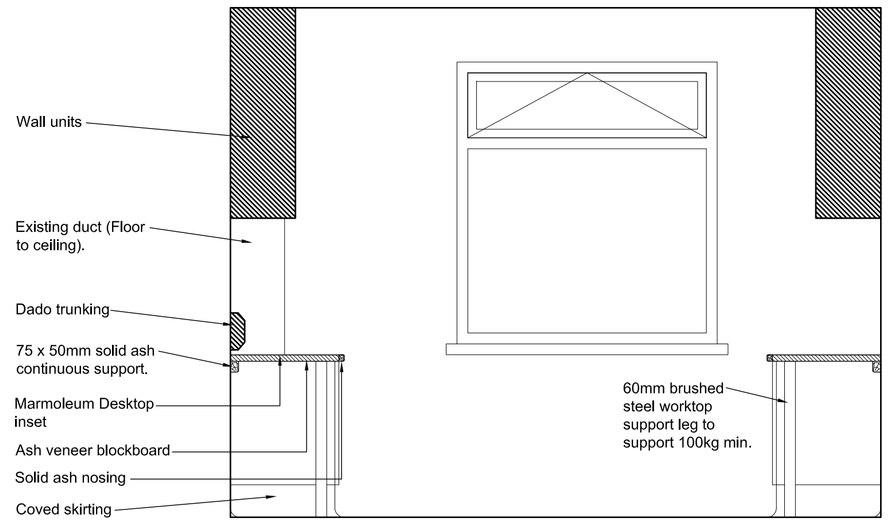

Proposed Nurses Station Sectional Elevation 02
1:20

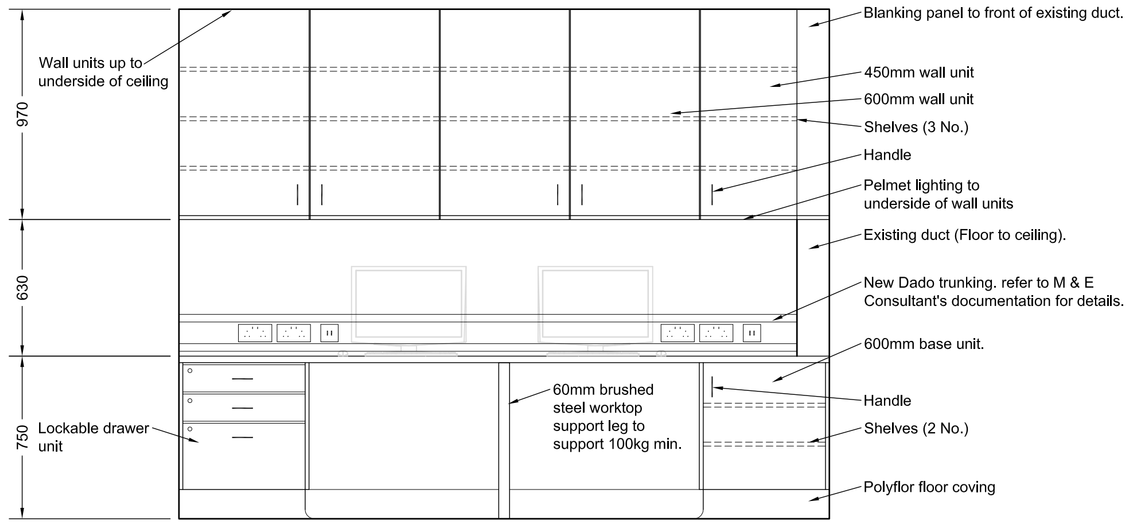

Proposed Nurses Station (Room 16) Elevation 01
1:20

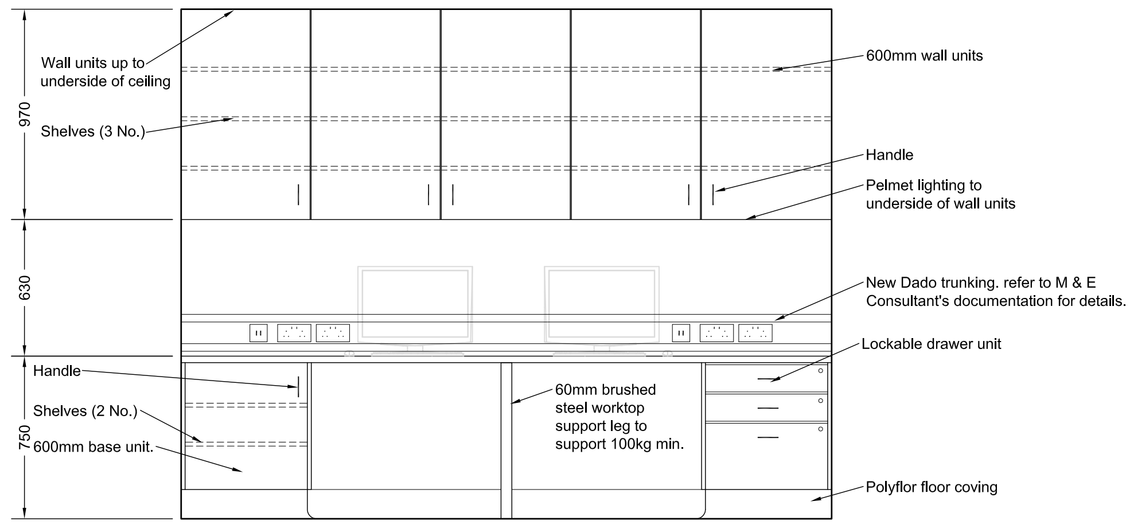

Proposed Nurses Station (Room 16) Elevation 03
1:20

0 1M

500mm 2M

NOTE: Refer to Service Engineers' documentation and drawings for details of mechanical and electrical items.

Refer to Drawing	
Builder's Compound & Access Plan.	1001
Demolitions, Ceiling Heights, Section.	1002
New Works Plan	1003
Nurses' Station	1004
Office Room 8	1005
WC Room 13	1006
WC Room 17	1007
Door & Ironmongery Schedules	1008
Resident's Dining Room 11 & Linen Room 14	1009
Staff Rooms 5 & 5A	1010
Kitchen	1011

General Notes :

1. Do not scale from this drawing. Use figured dimensions only.
2. This drawing is to be read in conjunction with all relevant specifications and drawings.
3. All dimensions to be checked on site prior to fabrication.
4. In the event of any discrepancies between drawings or any other issued documentation the contractor is to inform the architect immediately.
5. Contractor not to order door, windows or material before sample of each element has been approved by architect.
6. Contractor to submit quality certification before manufacturer of elements.

Base Units Specification:

Size: 570mm carcass height on 150mm plinth, 560-600mm deep, widths as shown.

Carcass: 18mm MFC, Egger U732 ST9 Dust Grey (or equal approved), all exposed edges lipped with 2mm ABS edging to match. Underside finished to match.

Back panel: 8mm MFC back, ash finish, rebated or grooved into carcass, with service void where required.

Shelving: 18mm MFC dividing shelves, ash finish to match, all edges lipped, on metal shelf supports at 32mm system centres (adjustable) or fixed where shown.

Doors: PVC foilwrap doors, matt grey finish to match carcass (Dust Grey or nearest equivalent in supplier's range, sample for approval), full overlay to carcass.

Hinges: BLUM concealed clip-on hinges with integrated soft-close, 110 degree opening, min. 2 no. per door.

Handles: Hafele brushed nickel plated steel finish bar handle 103.46.601, fixed horizontally to top of each door / centre of drawer fronts.

Counter: Ash veneer blockboard counter with Marmoleum Desktop inset and solid ash nosing

Cable management: Provide 1 no. 80mm diameter two-part circular cable grommet to the counter at each computer workstation position. Grommet to have rotating cap and brush or slotted cable outlet, finish brushed nickel / satin silver to match door handles.

Legs and plinth: adjustable plastic legs with clip-on plinth, 18mm MFC ash finish to match (or as specified), with ventilation where housing appliances.

Fixing: units levelled, fixed back to wall and screwed together through carcass sides to adjacent units.

Wall Units Specification (600mm wide x 300mm deep):

Size: 600mm wide x 300mm deep x 970mm high.

Carcass: 18mm MFC, Egger U732 ST9 Dust Grey (or equal approved), all exposed edges lipped with 2mm ABS edging to match. Underside finished to match.

Back panel: 8mm MFC back, ash finish, rebated or grooved into carcass, or 18mm MFC back where heavy loads or direct wall fixing through the back is required.

Shelving: 3 no. adjustable 18mm MFC shelf, ash finish to match, all edges lipped, on metal shelf supports at 32mm system centres.

PVC foilwrap doors, matt grey finish to match base units, full overlay to carcass.

Hinges: BLUM concealed clip-on hinges with integrated soft-close, 110 degree opening, min. 2 no. per door.

Handles: Hafele brushed nickel plated steel finish bar handle 103.46.601 to match base units, fixed vertically to bottom corner of each door.

Wall fixing: concealed adjustable steel cabinet hangers (Camar or equal approved) on a continuous steel hanging rail, fixed to wall with fixings suitable for the wall construction. Fixings into stud partitions to be into studs or noggings provided for the purpose. Units to be level and aligned with adjacent units, with joints between adjacent units screwed together.

Plinth / pelmet: light pelmet to underside, 18mm MFC ash finish to match.

All dimensions to be checked on site before ordering or fabrication.

NOTE: CONTRACTORS ARE TO ARRANGE TO INSPECT SITE AT TENDERING STAGE

ISSUED FOR TENDER

CLIENT: HSE

PROJECT: Refurbishment of Willow Unit at St Josephs Hospital, Ennis, Co Clare

TITLE: Nurses' Station

Code	Originator	Zone	level	Type	Role	Number	Status	Revision
2825	HLA	ZZ	00	DR	A	1004		

SCALE: 1:20 A1 DATE: SEPT 2026 DRW BY: DR APP BY: MK

HASSETT LEYDEN ASSOCIATES
ARCHITECTS & CIVIL ENGINEERS
ROSLEVAN SHOPPING CENTRE
TULLA ROAD, ENNIS, CO. CLARE
Tel: 065-6828422 (V95 YN93)